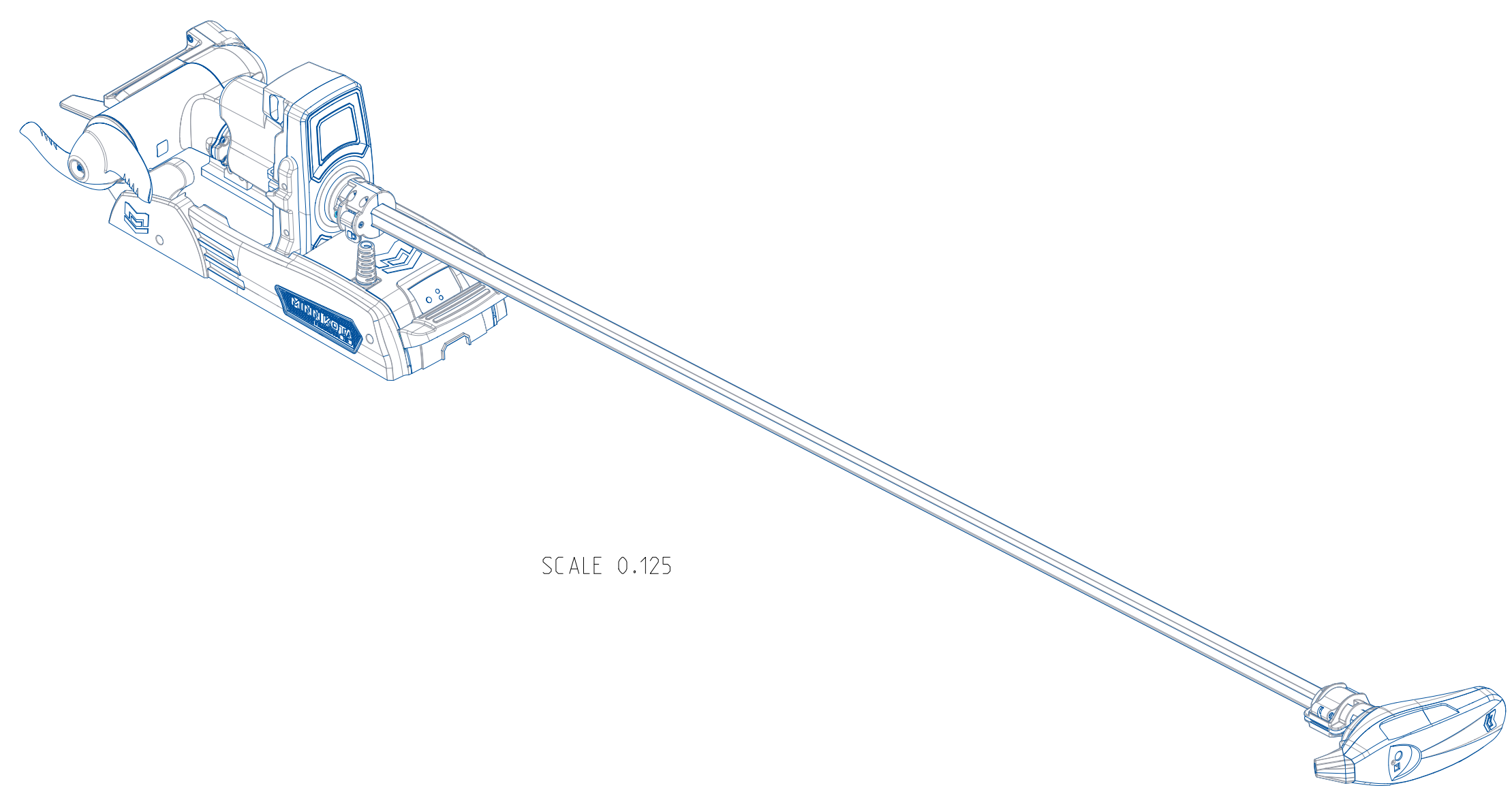
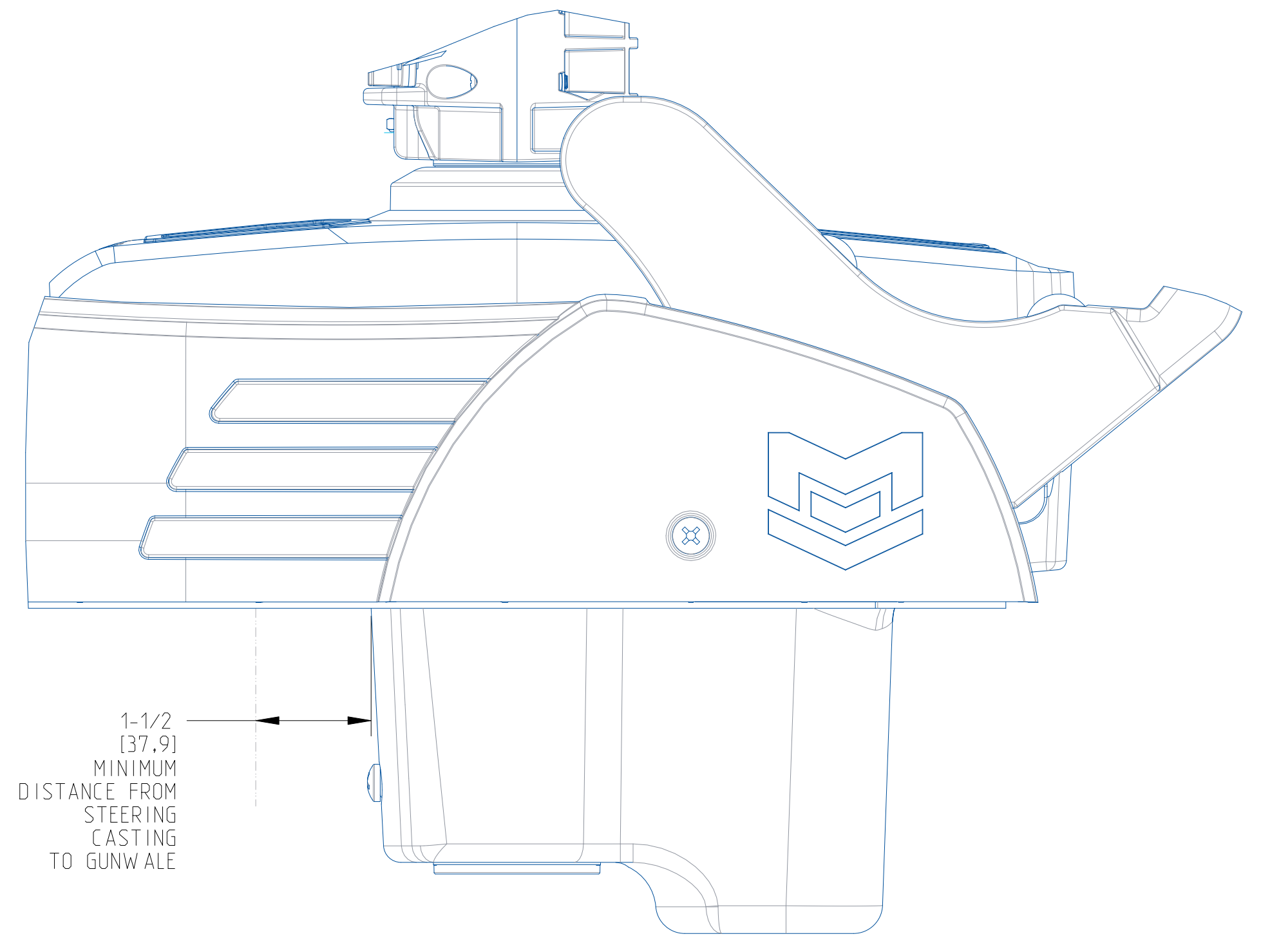


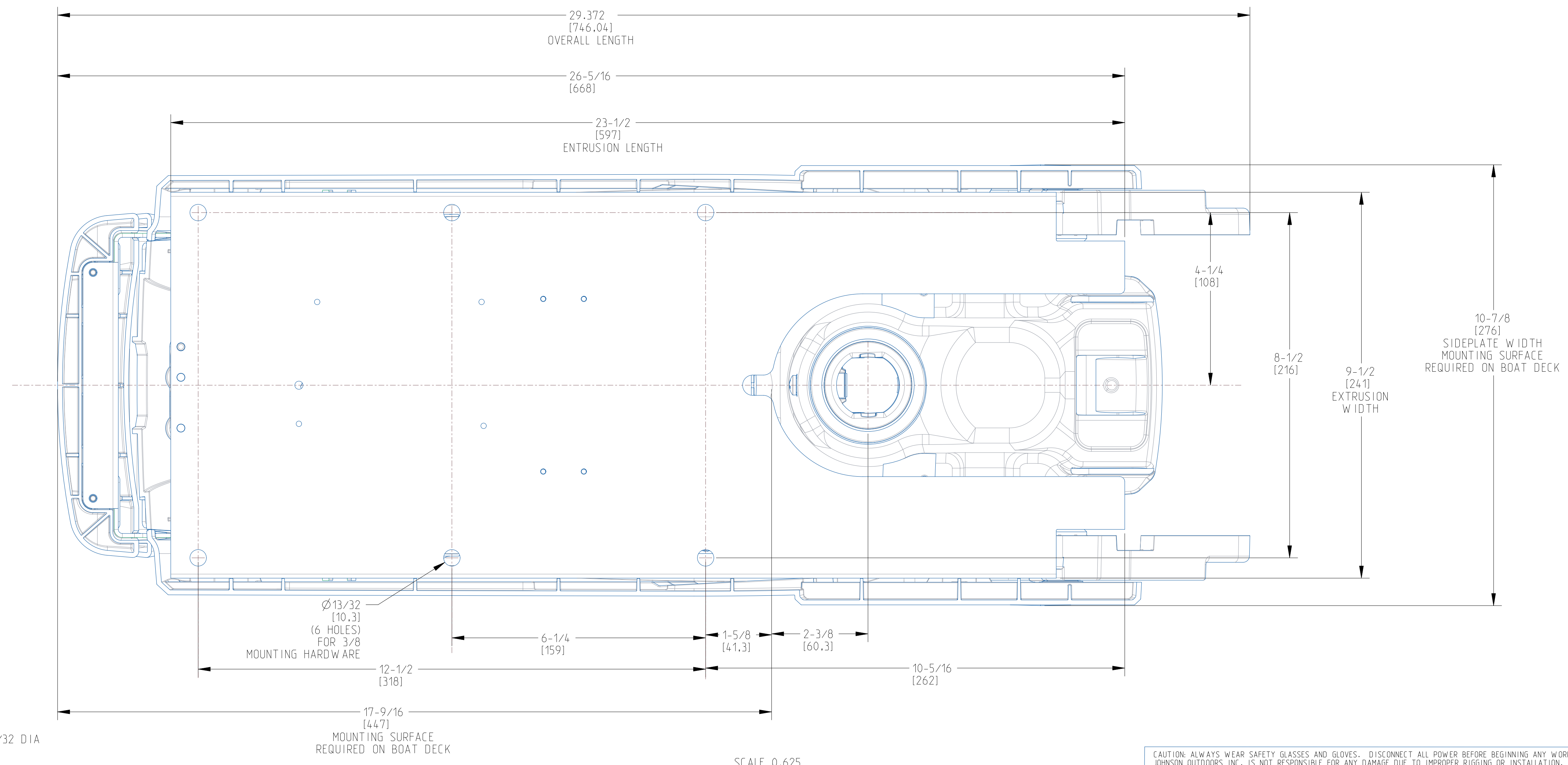
REVISIONS				
REV.	ECN NO.	DESCRIPTION	BY	DATE
A	43904	RELEASE FOR PRODUCTION	JRL	30 JUN 2023



SCALE 0.125



1-1/2  
[37.91]  
MINIMUM  
DISTANCE FROM  
STEERING  
CASTING  
TO GUNWALE



SCALE 0.625

NOTES:

- RECOMMENDED DRILL SIZE FOR MOTOR MOUNT HOLES 13/32 DIA
- MOUNTING HARDWARE TO BE 3/8-16 FASTENERS

CAUTION: ALWAYS WEAR SAFETY GLASSES AND GLOVES. DISCONNECT ALL POWER BEFORE BEGINNING ANY WORK OR MAINTENANCE. JOHNSON OUTDOORS INC. IS NOT RESPONSIBLE FOR ANY DAMAGE DUE TO IMPROPER RIGGING OR INSTALLATION. IF YOU DO NOT HAVE THE SKILLS, EXPERIENCE AND TOOLS TO PERFORM THE FOLLOWING MAINTENANCE AND REPAIRS, WE RECOMMEND YOU SEEK THE HELP OF AN AUTHORIZED SERVICE CENTER. OR CONTACT OUR TECHNICAL SERVICE DEPARTMENT BY DIALING 800-227-6433.

**CUSTOMER DRAWING**

JOHNSON OUTDOORS  
MARINE ELECTRONICS, INC.

DRAWING NAME: TERROVA 90/115




DRAWING NO: CD0017

SHEET 1 OF 1

U/A: IN. (MM)

REV: A

REV. ECN NO.		REVISIONS DESCRIPTION	BY	DATE



DEPLOYED POSITION		
MODEL	DEPTH	HEAD HEIGHT
45"	40-1/4 [123]	14-7/8 [377]
60"	54-1/8 [1375]	14-7/8 [377]
72"	63-1/8 [1604]	17-1/4 [438]
87"	78-1/8 [1985]	17-1/4 [438]
100"	91-1/8 [2315]	17-1/4 [438]

STOWED POSITION			
MODEL	MAX HEIGHT	HEAD CLEARANCE	MAX LENGTH
45"	10-15/16 [278]	6-9/16 [167]	61-1/16 [1551]
60"	11-11/16 [296]	7-5/16 [185]	74-15/16 [1903]
72"	12-1/4 [311]	7-7/8 [200]	86-5/16 [2192]
87"	13-1/16 [331]	8-11/16 [220]	101-1/4 [2572]
100"	13-3/4 [349]	9-3/8 [237]	114-1/4 [2902]

NOTE:  
 1. \*HEAD HEIGHT WILL VARY WITH STOW LOCK COLLAR AND/OR COIL CORD SLIDER INSTALLED  
 2. MOTOR CAN BE ORIENTED WITH PROP ON EITHER SIDE OF MOUNT

CAUTION: ALWAYS WEAR SAFETY GLASSES AND GLOVES. DISCONNECT ALL POWER BEFORE BEGINNING ANY WORK OR MAINTENANCE. JOHNSON OUTDOORS INC. IS NOT RESPONSIBLE FOR ANY DAMAGE DUE TO IMPROPER RIGGING OR INSTALLATION. IF YOU DO NOT HAVE THE SKILLS, EXPERIENCE AND TOOLS TO PERFORM THE FOLLOWING MAINTENANCE AND REPAIRS, WE RECOMMEND YOU SEEK THE HELP OF AN AUTHORIZED SERVICE CENTER. OR CONTACT OUR TECHNICAL SERVICE DEPARTMENT BY DIALING 800-227-6433.

**CUSTOMER DRAWING**  
 JOHNSON OUTDOORS  
 MARINE ELECTRONICS, INC.  
 DRAWING NAME: TERROVA 90/115  
 DRAWING NO.: CD0017  
 SHEET OF: 1  
 U/A: IN. (MM)  
 REV: A